



4.1

Advanced Document Management System

Main Features



Index

- “Applications”
- “Main navigation toolbar”
- “Documents and videos : search toolbar”
- “Documents management window”
- “Documents management”
- “Ask the quotation”
- “Documents Translation”
- “Editor translation”
- “Translation and dictionary”
- “Videos management window”
- “Videos management”
- “Images management”

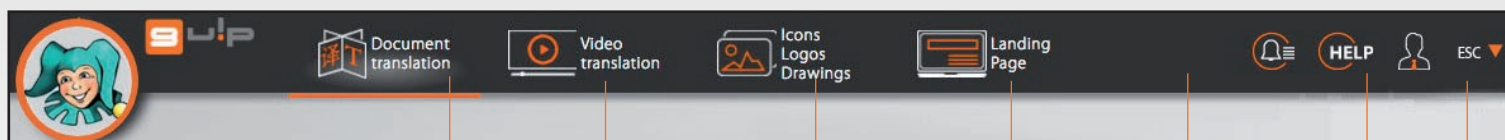


Applications

- Multiplatform web application for advanced documents management
- Based on Adobe InDesign to manage page layout
- Simultaneous management of multilingual documents
- Advanced images and data tables management
- Create a ready for print document in PDF format



Main navigation toolbar



Documents translation
section

Videos translation section

Images, Icons and Drawings Archive section

Landing Pages section

Translation dictionary

Account manager and Logout

Help guides and news section

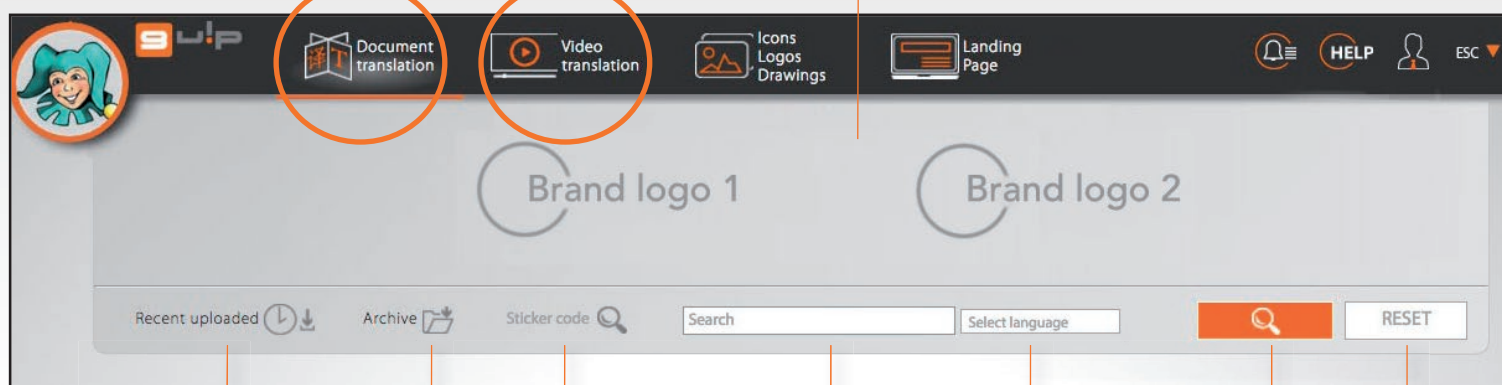


Documents and videos : search toolbar

You could find the document your are searching for:

- Checking/scrolling the list of documents (recent or archived)
- Using the filters
- Select the categories

Select brand and search
by categories



List of all documents
recent uploaded

List of all documents
archived

Search by code only for
encoded documents

Search by name

If you have many languages
enabled choose the language

Click to get the results
of the search

Click to reset search



Documents management window

You could find the document or videos your are searching by:

- Checking/scrolling the list of documents (recent or archived)
- Using the filters
- Select the categories

Click to download the
Post-production documents Hi or Low Res.

Click to download the PDF document:
Base language PDF - Hi Res. or Low Res.
Translate document PDF - Hi Res. or Low Res.

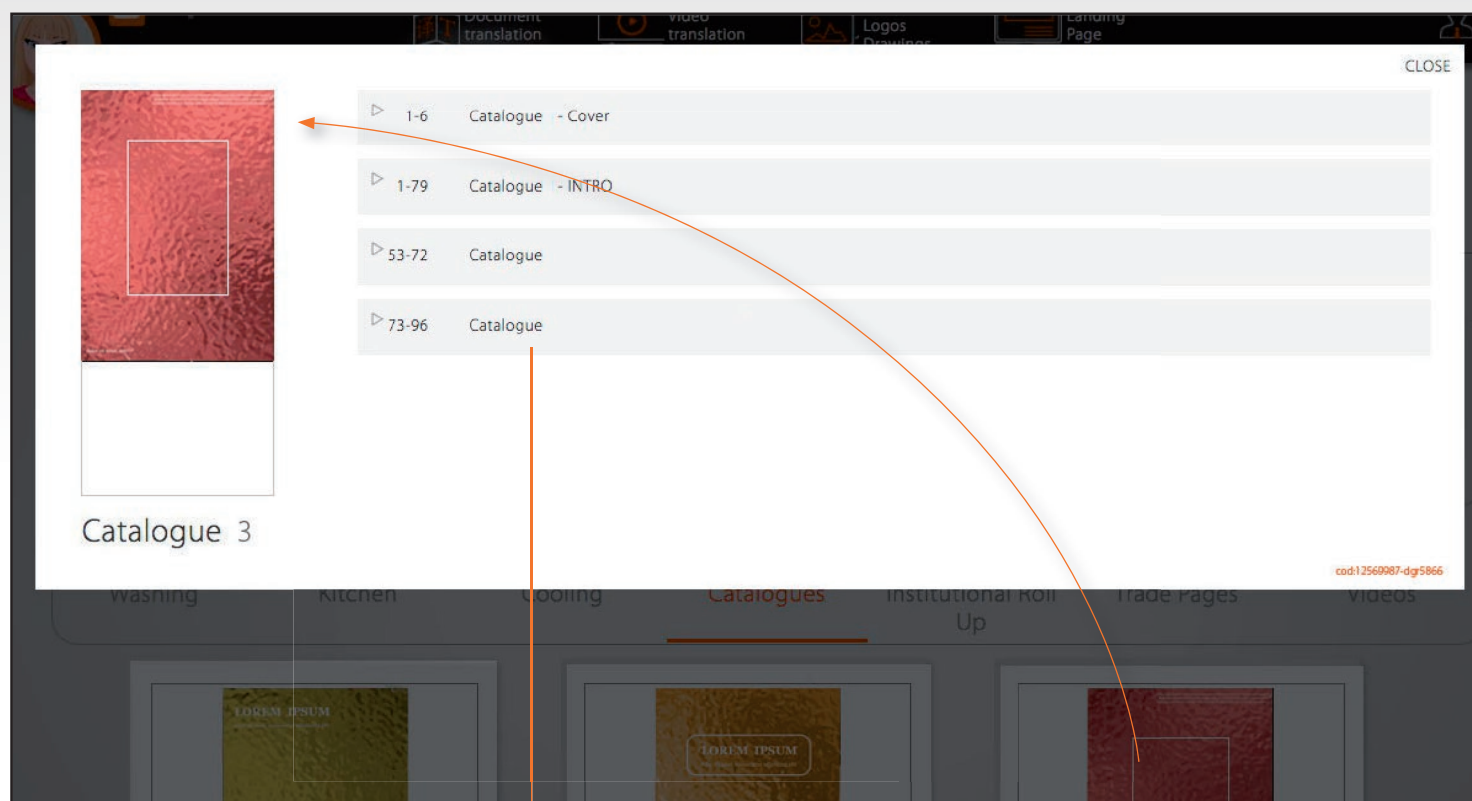
Click to export text of sentences in txt or excel format:
Based or translated language

Click to enter in the
selected document
T=translator
V=Validator
A=Administrator



Documents management window

If the document is composed of several parts,
select which one you want



Select the part you want of this document



Documents management

Document notes:

Hover or click on this icon to get the notes of the document (document format, paper type, die of a document)

Language of document

Percentage sentences translated

Click to enter in the document for translation, validation or admin. The icon displayed is also the icon enabled for the user

Select which the pdf to download

Export the text in txt format or in excel format

Quotes request for custom service of the document



Ask the quotation

You are free to use the «Quotation button» to ask for service quote:

Check it to get a quote to
COMPLETE THE TRANSLATION
of your document

Check it to get a quote to
resizing the document in a
different format

Enter the description of your
custom request

Click to send the request for
the selected quotes



Documents Translation

Switch view to see: both sentences and preview only sentences only preview

Change page

Language selector

Document notes

Back to document list

open editor

dictionary of translations

Preview page

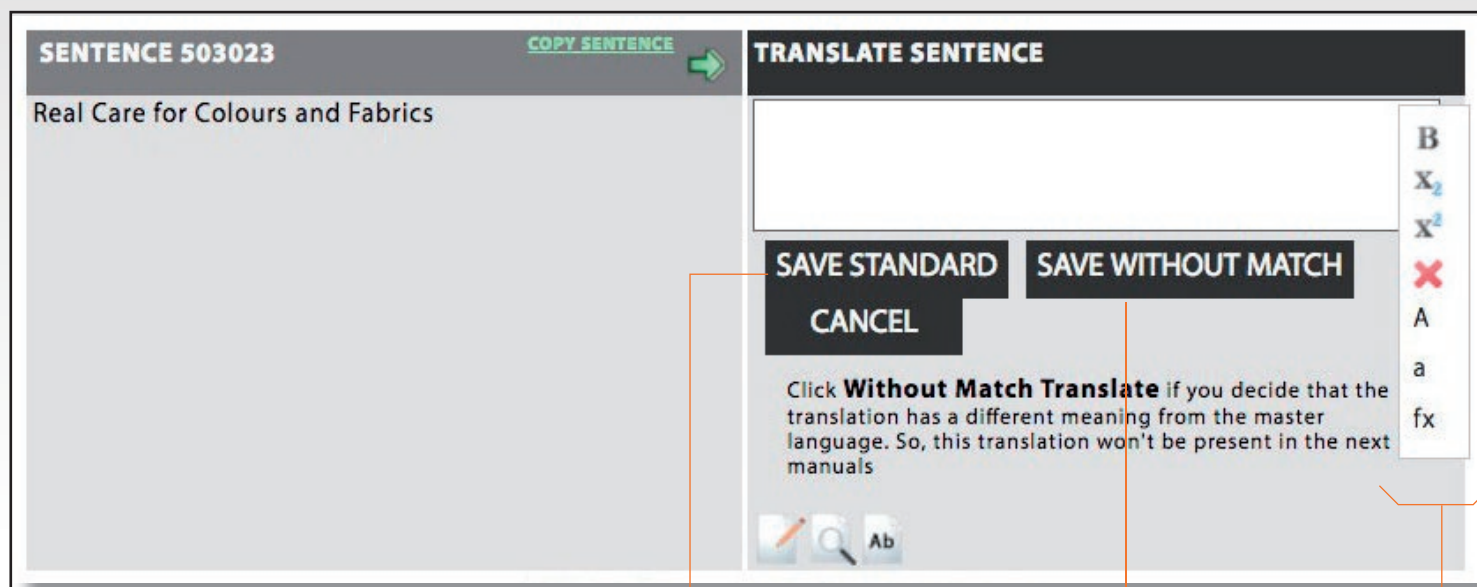
Search translation suggestion

Translation sentences



Editor translation

Opening a sentence with editor button let you create the translation and use some tool to manage it



Save your translation
(default use)

Insert your translation
into the document but not into
the dictionary

- B** Bold
- I** Italic
- x₂** Subscript
- x²** Superscript
- X** Clean text: remove any formatting by the translation text
- A** Uppercase
- a** Lowercase
- Fx** Apply document styles: if this special button is present on the toolbar it means that the sentence needs special formatting on some word of the translation.



Translation and dictionary

- Creation of all communications tools by the Gulp dictionary
- Semi-automatic translation of internet sites
- QoS connected to quality of inserted contents > validation

Dictionary icon

Search for word or phrase in base language or translation of your language and find results in each one of your documents

Document	Language	Page #	Sentence #	Base language	Translation	
1 Single Page - Dynamic Extreme - Hoover	Dutch	1	428209	Hoover Dynamic Extreme.	Hoover Dynamic Extreme.	EDIT COPY
2 Single Page - Dynamic Extreme - Hoover	Dutch	1	428215	Hoover Dynamic Extreme. Meet the innovation era.	Hoover Dynamic Extreme. Meet the innovation era.	EDIT COPY

See highlighted the words you search for

Directly edit a sentence you would like to change (depends on document status)



Video management window

Video management

The screenshot shows the 'Video management' window. At the top is a dark navigation bar with icons for 'Document translation', 'Video translation', 'Icons Logos Drawings', and 'Landing Page'. On the right of the bar are 'HELP' and 'ESC' buttons. Below the bar, the main area has a header with 'Brand logo 1' and 'Brand logo 2'. A toolbar contains 'Recent uploaded', 'Archive', 'Sticker code', a search bar, a 'Select language' dropdown, and a 'RESET' button. The main content area displays a grid of video thumbnails. The first row shows 'VIDEO 1' (a person at a desk), 'VIDEO 2' (pink flowers), and 'VIDEO 3' (a technical diagram). The second row shows a brick wall, a 'DOWNLOAD NOW (115MB)' button, and a 'You Tube ORIGINAL PREVIEW' button. A tooltip for the 'DOWNLOAD NOW' button shows a list of video files. Each video thumbnail has a 'cod:12560987-dgr5866' label at the bottom.

Translated video preview

Click to enter in the selected document

original video preview



Video management

The screenshot shows the 9UP Video management interface. At the top, there's a navigation bar with 'Recent uploaded', 'Archive', 'Sticker code', 'Search', 'Select language', and a 'RESET' button. The main content area displays a video player on the left with a thumbnail of a concert scene, labeled 'VIDEO1' and '2 languages found for this document'. To the right, there's a table with two rows: 'English' and 'German'. The 'English' row shows 'Translation: 100%' and a 'Download now (73MB)' button. The 'German' row shows 'Postproduction' and a 'Download now (61MB)' button. Both rows have a 'REQUEST' button. A 'CLOSE' button is in the top right corner. Orange lines connect specific elements in the interface to labels below the screenshot.

Original video download

Original video preview

Translated video download

Translated video preview

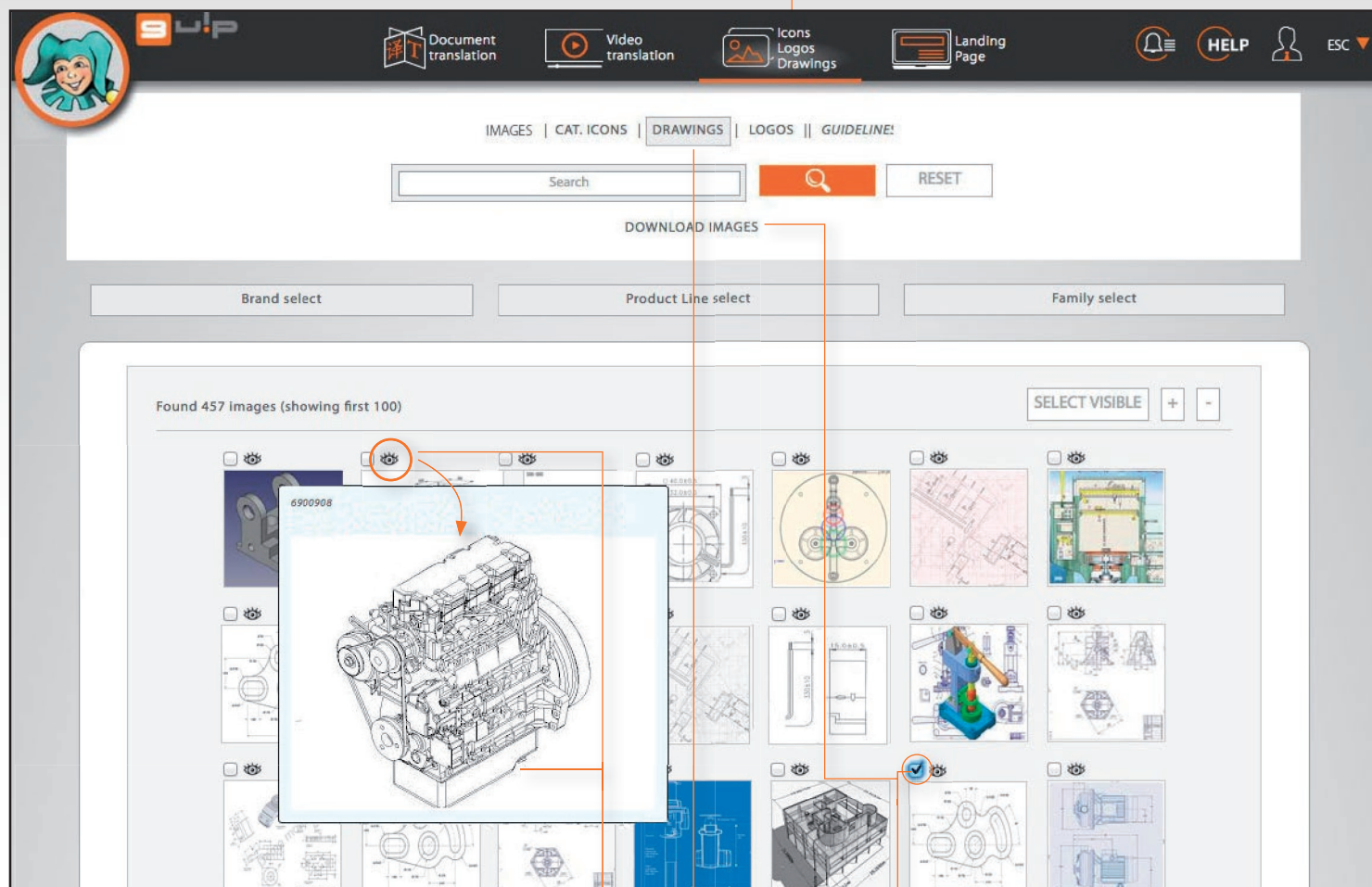
Document notes

Quotes request for custom service of the document



Images management

Images archive



You can see the preview image for clicking on the eye icon

You could find the image you are searching by:
icons, drawings, logos, images and other categories

It is possible to download by:

- Selecting from the archive
- Download the document package